

## PROMOTER 2 • REFRIGERATED CABINETS

PROMOTER 2 REFRIGERATED CABINETS CAN BE JOINED TOGETHER TO CREATE A CONTINUOUS LINE, INCLUDING CORNERS. HOT, COLD & DRY FOOD CABINETS ARE AVAILABLE IN VARIOUS LENGTHS FOR VIRTUALLY ANY APPLICATION. CHERRY WOOD COLOUR STANDARD, ALL OTHER LAMINATES AVAILABLE UPON REQUEST.

- ▼ A.-COLD CUTS, CHEESE & DAIRY PRODUCTS
- B.-SALADS & PREPARED FOODS
- C.-HOT ENTRIES & VEGETABLES, WITH PANS
- D.-STEAM OR DRY HEATED, WITH PERFORATED PLATFORM



### PROMOTER 2

- REFRIGERATED -  
CABINETS



- ▲ SEPARATE MODULES ALLOW FLEXIBILITY IN DESIGNING A MATCHING BACKWALL SYSTEM. SHOWN IS A COMBINATION OF FIVE 39" MODULES



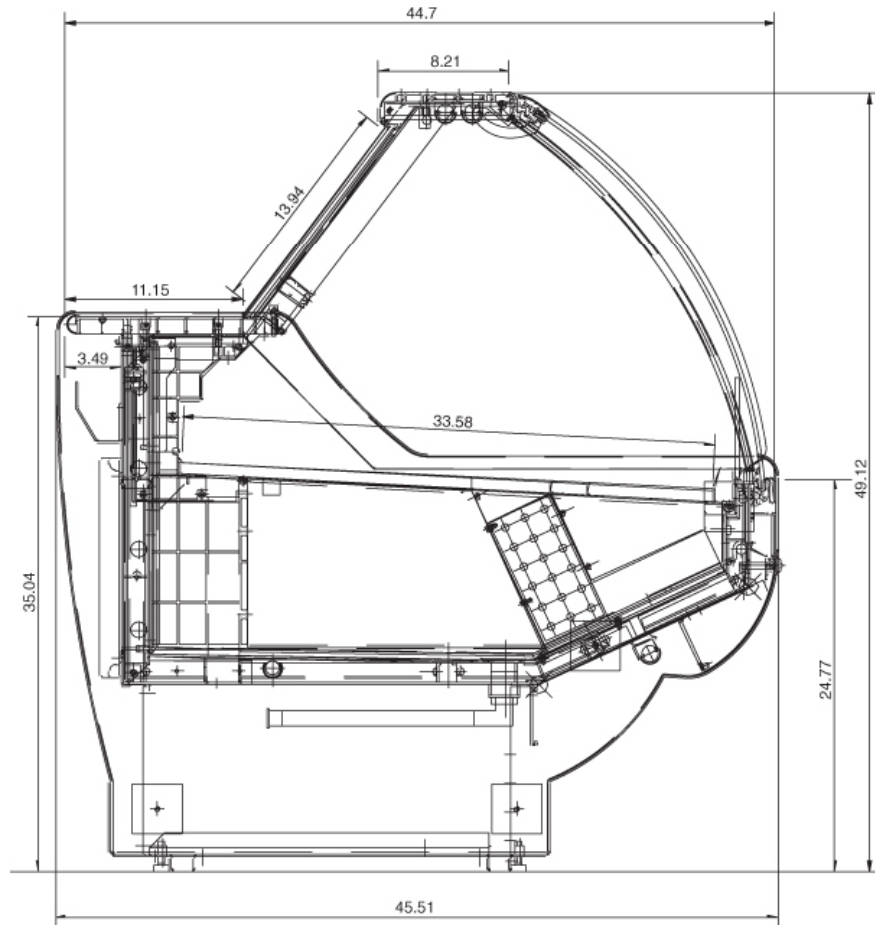
- ▲ VIEW FROM REAR OF UNITS SHOWS: A.-OPTIONAL SCALE OR REGISTER STAND MOUNTED TO UPRIGHT B.-FLAT SIDE PANEL FOR ADD. SERVICE UNIT
- C.-HOOKS FOR BAGS D.-11" STAINLESS STEEL WORK AREA (STANDARD)
- E.-SLIDING DOORS IN PLEXIGLAS (STANDARD) F.-STAINLESS STEEL KNIFE HOLDER
- G.-LOWER REFRIGERATED STORAGE (STANDARD) H.-PAPER RACK I.-ROLL HOLDER

REFRIGERATION CELL IN STAINLESS STEEL  
W/ MAGNETIC CLOSURE DOORS



CLOSE UP OF THE VENTILATED REFRIGERATION  
UNIT WITH EVAPORATOR AND FANS





FOR DELI, SALADS, AND FRESH MEAT. INCLUDES INTEGRAL 11" CUTTING BOARD AND REFRIGERATED LOWER STORAGE (EXCEPT FRESH MEAT VERSION). CAN BE JOINED TOGETHER WITH PROMOTER 2 UNITS FOR "ENDLESS" COMPOSITION.

TEMPERATURE RANGE: 35°F- 41°F

REFRIGERATION: LOW VELOCITY FORCED AIR SYSTEM. SELF-CONTAINED WITH CONDENSING UNIT.

SHELVES: LARGE MEZZANINE DECK FOR MAXIMUM VISIBILITY, REMOVABLE FOR CLEANING.

OPTIONAL NON-REFRIGERATED GLASS SHELF KIT AVAILABLE.

ELECTRIC: 208-230V / 60HZ SINGLE PHASE, 6FT CORD PROVIDED.

GAS: R-404A

DRAINS: CONDENSATE PAN PROVIDED. NO PLUMBING CONNECTIONS ARE NECESSARY

FRONT GLASS: TEMPERED, LIFT-UP FRONT GLASS WITH HOLD-OPEN PISTONS

MODELS	LENGTH*	DEPTH	HEIGHT	AMPS	HP	WT. LBS.
100 SC	39.5"	45.5"	49"	3	1/4	333
150 SC	59"	45.5"	49"	3.5	1/3	485
200 SC	79"	45.5"	49"	4.2	1/2	595
250 SC	98.5"	45.5"	49"	5.2	1/2	705
300 SC	118.5"	45.5"	49"	6.5	3/4	816
350 SC	138"	45.5"	49"	7.7	3/4	926
INSIDE CORNER "A"	51.25"	51.25"	49"	1	N/A	397
OUTSIDE CORNER "B"	51.25"	51.25"	49"	1	N/A	353
SERVICE COUNTER UNIT	24"	45.5"	35"	N/A	N/A	114

\*ADD 2 1/2" FOR EACH END PANEL.



S&V RESTAURANT EQUIP. MFG. CORP  
 4320 Park Avenue, Bronx, NY 10457  
 T. (718) 220-1140 • F. (718) 563-3310  
 www.customcool.com

## PROMOTER 2 • HOT FOOD VERSION

PROMOTER 2 HOT FOOD CABINETS CAN BE JOINED TOGETHER TO CREATE A CONTINUOUS LINE, INCLUDING CORNERS. HOT, COLD & DRY FOOD CABINETS ARE AVAILABLE IN VARIOUS LENGTHS FOR VIRTUALLY ANY APPLICATION. CHERRY WOOD COLOUR STANDARD, ALL OTHER LAMINATES AVAILABLE UPON REQUEST.

- ▼ A.-COLD CUTS, CHEESE & DAIRY PRODUCTS
- B.-SALADS & PREPARED FOODS
- C.-HOT ENTRIES & VEGETABLES, WITH PANS
- D.-STEAM OR DRY HEATED, WITH PERFORATED PLATFORM



### PROMOTER 2

- HOT FOOD -  
VERSION

CLOSE UP OF THE 24" WIDE SERVICE UNIT, CAN BE JOINED TOGETHER WITH OTHER SERVICE UNITS OR FOOD CABINETS. USE AS CASH OR WORK COUNTER. INCLUDES LOCKING CASH DRAWER AND LOWER STORAGE



**SIFA**  
Arreda il tuo locale


◀ CLOSE UP OF THE HOT UNIT TRAYS AND COVERS (NOT SUPPLIED)

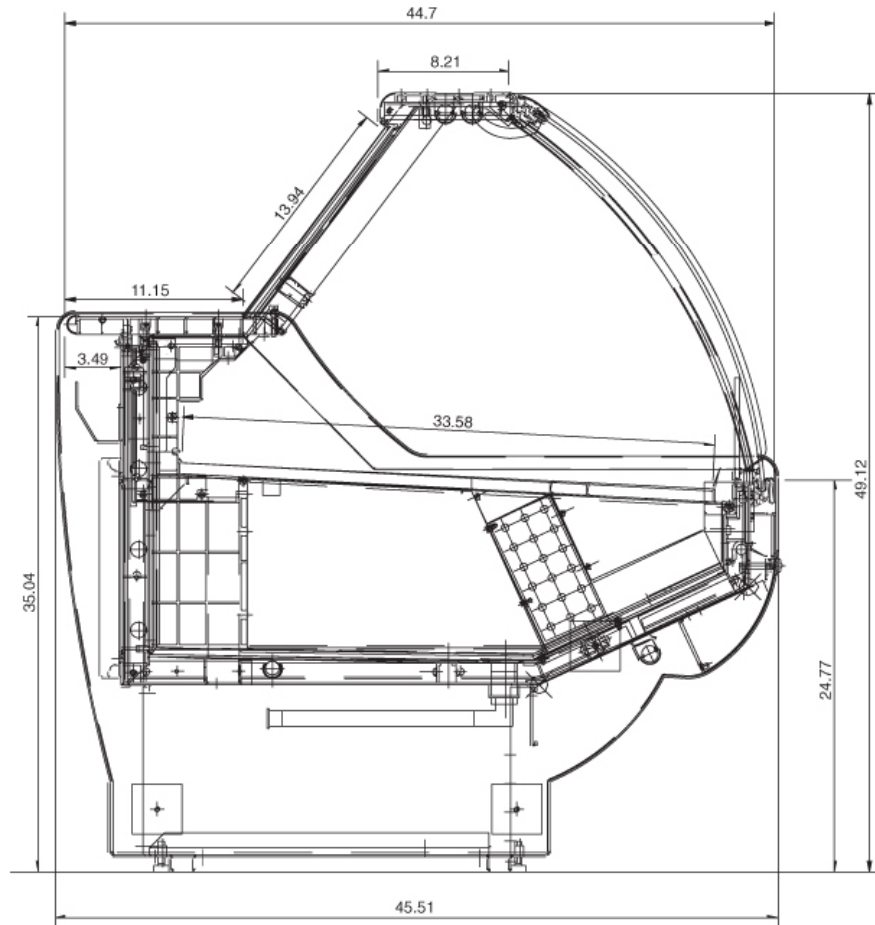


CLOSE UP OF THE TEMPERED GLASS WHICH OPENS UPWARDS, STAYS IN OPEN POSITION FOR CLEANING. BRILLIANT DOUBLE FLUORESCENT LIGHTING SYSTEM



▶ STANDARD CHERRY FINISH WITH GREY SIDES AND FASCIA, CHERRY KICK PANEL





ELECTRIC (STANDARD) OR GAS HEATED. WATER TANK WITH LOW WATER CUT-OFF SAFETY.  
 INTEGRAL 11" STAINLESS STEEL CUTTING BOARD WITHOUT LOWER STORAGE.  
 CAN BE JOINED TOGETHER WITH REFRIGERATED UNITS AND CORNERS.

TEMPERATURE RANGE: 68°F- 160°F

SHELVES: LARGE, RAISED STAINLESS STEEL WELL TO ACCOMMODATE FULL SIZE HOTEL PANS.

OPTIONAL GLASS SHELF KIT AVAILABLE. SOLD WITHOUT PANS.

ELECTRIC: 208-230V / 60HZ SINGLE PHASE, 6FT CORD PROVIDED.

DRAINS: 3/4 MPT CONNECTION

FRONT GLASS: TEMPERED, LIFT-UP FRONT GLASS WITH HOLD-OPEN PISTONS.

MODELS	LENGTH*	DEPTH	HEIGHT	AMPS	NO. OF FULL PANS
100 HOT	39.5"	45.5"	49"	14	2.5
150 HOT	59"	45.5"	49"	25	4
200 HOT	79"	45.5"	49"	32	6
250 HOT	98.5"	45.5"	49"	39	7
300 HOT	118.5"	45.5"	49"	50	9
SERVICE COUNTER UNIT	24"	45.5"	35"	N/A	N/A

\*ADD 2 1/2" FOR EACH END PANEL.

WHEN JOINING TO REFRIGERATED UNITS, A SPECIAL 1" END PANEL WITH SIDE GLASS MUST BE ADDED BETWEEN THE UNITS.



S&V RESTAURANT EQUIP. MFG. CORP  
 4320 Park Avenue, Bronx, NY 10457  
 T. (718) 220-1140 • F. (718) 563-3310  
 www.customcool.com